

Ljubljana, 10. 12. 2024

LIST OF MANDATORY PERSONAL EQUIPMENT FOR TRAINING FOR WILD WATER RESCUER – program C (ZVU-WWR-C), **season 2024**

In the 2024 season, there are **SOME MINOR CHANGES** and novelties on the list of mandatory equipment. For this reason, we kindly ask you to review the list below very carefully.






The list below lists all the necessary personal equipment that the candidate crucially needs to participate in the training. **In case of incomplete personal equipment, the candidate is rejected from the training. In this case, the registration fee is not refundable.**





An additional clarification: all technical equipment (carabiners, pulleys, prussik loops and tubular webbing, even a folding knife) must be stowed in the pockets of the life jacket – PFD or in an additional pocket that attaches to the belt for carrying a rescue rope around the waist! Carrying technical equipment outside the pockets is not allowed due to the risk of entrapment in the water! Exceptions are whistle, cowtail and cowtail carabiner and knife with fixed blade





The table gives examples of suitable equipment for easier orientation when buying. The examples in the table serve only as an orientation, but of course, the equivalent equipment from other manufacturers is also suitable.



	MANDATORY EQUIPMENT	EXAMPLE	WHAT IS NOT PROPER EQUIPMENT, OR WHAT ARE ADDITIONAL OPTIONS
1.	Suitable water clothing (neoprene or dry suit) warm enough for use in cold water and a head covering to protect the head from heat loss. We recommend a 5mm wetsuit with an integrated neoprene hood or a dry suit with a neoprene hood.	<ul style="list-style-type: none"> - Cressi Diver 5mm - Kokatat Meridian DrySuit 	<ul style="list-style-type: none"> - A NEOPRENE WETSUIT THAT DOES NOT HAVE AN INTEGRATED HOOD AND IS THINNER THAN 5 MM IS NOT SUITABLE!

2.	Footwear: special shoes for canyoning or kayaking with strong soles. In the worst case, sneakers or light low trekking shoes can also be used. Both must have a strong sole and rubber that does not slide in the wet.	<ul style="list-style-type: none"> - Adidas terrex Hydro_Lace - Bestard Canyon Guide 		<p>Sandals, kayak shoes or neoprene rafting shoes with thin and soft soles are not allowed!</p>
3.	Neoprene socks. The best thickness is 3 to 5 mm	<ul style="list-style-type: none"> - Hiko NEO3.0 neoprene socks - Sandiline neoprene socks 		
4.	Helmet for water sports (certified EN 1385), mountaineering helmets are not suitable.	<ul style="list-style-type: none"> - Palm AP4000 		<p>Climbing/mountaineering helmets are not suitable.</p>
5.	Personal Floatation Device – PFD (lif ejacket) of the appropriate size with a quick release system The PFD should have large pockets in which you can put all the technical equipment (Carabiners, webbing, pulleys, Prussik loops, folding knife...)	<ul style="list-style-type: none"> - Palm Nevis - Peak UK New River Guide 		<p>COWTAIL IS NOT PART OF MANDATORY PERSONAL EQUIPMENT BUT WE VERY STRONGLY RECOMMEND THAT YOU BRING ONE!!! Bring SHORT cowtail on a stainless steel ring with large HMS locking carabiner (not long cowtail for kayak schools).</p> 

6.	Knife for use in water (folding or fixed blade).	<ul style="list-style-type: none"> - CRKT Bearclaw - Edelrid RopeTooth 		
7.	Whistle for use in wet conditions.	<ul style="list-style-type: none"> - ACME whistle Tornado 2000 - Palm Fox 40micro 		
8.	<p>A water rescue rope, at least 18 m long (we recommend a length of 18 to 25 m).</p> <p>The rope must be as strong as possible, and it must be made of a sheath and a core, which allows it to be used for rope techniques as well.</p>	<ul style="list-style-type: none"> - HF Compact Syntec - Palm Pro 20m - WWTc Rescue Rope - 		<p>Ropes such as Hf Weasel do not have a core and have an extremely low load capacity. They are only intended for throw rescue techniques.</p> 
9.	Nylon sling length of 160 to 180 cm (climbing nylon anchor sling-loop) width min. 1 cm and CE/UIAA certified.	<ul style="list-style-type: none"> - Tendon sewn sling 180cm 		

<p>10.</p>	<p>Water rescue rope carrying belt. It can also be a system where the sleeve for carrying the rope is fixed to the belt (more universal).</p>	<ul style="list-style-type: none"> - Palm Rescue belt - WWTc Rescue Rope 		<p>OPTIONAL!</p> <p>For all those who do not have enough space for all the listed mandatory technical equipment in the pockets of the life jacket, we recommend buying an additional pocket that attaches to the belt for carrying the rescue rope.</p> <p>Example:Wwtc Flip-Line Pocket</p> 
<p>11.</p>	<p>4 x pear-shaped (HMS) Carabiners with locking mechanism (recommended key lock closing mechanism) and CE/UIAA certificate.</p>	<ul style="list-style-type: none"> - Petzl William Screwlock - Edelrid Magnum screwgate 	<p>4x</p> 	<p>Carabiners without locking mechanism or D-shaped or oval-shaped Carabiners are not suitable!</p> 

12.	<p>3 x prussic minding (bell-shaped) pulley with flexible side plates. Pulleys must have a metal sheave mounted on sealed ball bearings for the best possible efficiency. Pulleys must also have as high as possible load capacity.</p>	<ul style="list-style-type: none"> - Petzl Mini 	<p>3x</p> 	<p>Pulleys with round sides and/or fixed side plates are not suitable!</p> 
13.	<p>2 x prussic loops made of 6 mm accessory cord (Prussic), the cord should be CE/UIAA certified. Loops should be made with double fisherman knot.</p> <p>First loop inner length should be 70 cm and second loop inner length should be 55 cm.</p>	<ul style="list-style-type: none"> - Edelrid Powerlock static prusik cord 6mm - Beal prusik cord 6mm 	<p>2x</p> 	
14.	<p>5 m of tubular tape - webbing (for climbing - alpinism) with CE/UIAA certificate and load capacity min. 15 kN.</p>	<ul style="list-style-type: none"> - Edelrid X-tube 25mm - Beal Tubular 26mm 	<p>1x</p> 	

15.	4 m of 6 to 8 mm diameter accessory cord that will be used to practice knots. The cord does not have to be certified, but it is best that it is also the same accessory cord like for the prussik loops.	<ul style="list-style-type: none"> - Edelrid Powerlock static prusik cord 6mm - Beal prusik cord 6mm 		
16.	Pen and notebook.	- /		
17.	3 x AA batteries	- /	